

Which organ can store phlegm





Overview

Phlegm usually contains mucus with virus, bacteria, other debris, and sloughed-off inflammatory cells. Once phlegm has been expectorated by a cough, it becomes sputum.

Phlegm is produced by the , excluding that produced by the throat passages. It often refers to respiratory mucus expelled by , otherwise known as . Phlegm, and mucus as a .

Contrary to popular misconception and misuse, mucus and phlegm are not always the same. Mucus .

Phlegm naturally drains down into the back of the throat and can be without imposing health risks. Once in the , the .

Phlegm may be a carrier of of (see). can be a symptom of serious disease (such as .

There are multiple factors that can contribute to an excess of phlegm in the throat or .

- Vocal abuse: Vocal abuse is the misuse or overuse of the voice in.

Phlegm can exist in different colors. The color could provide important clues about a person's health.

- Yellow or green: Indicates an infection often by a virus or bacteria.

Phlegm and humourism is an ancient theory that the human body is filled with four basic substances, called the four humours, which are held in balance.

Lungs: Mucus in the lungs is also known as sputum or phlegm. Sinuses: Mucus formed in the sinus drains out through the nasal passages. Mouth: Mucus in the mouth acts as a lubricant and serves as a line of defense. Throat: Mucus in the throat is also known as phlegm or sputum.

Lungs: Mucus in the lungs is also known as sputum or phlegm. Sinuses: Mucus formed in the sinus drains out through the nasal passages. Mouth: Mucus in the mouth acts as a lubricant and serves as a line of defense. Throat: Mucus in the throat is also known as phlegm or sputum.



Phlegm (/ 'flɛm /; Ancient Greek: φλέγμα, phlégma, "inflammation", " humour caused by heat") is mucus produced by the respiratory system, excluding that produced by the throat nasal passages. It often refers to respiratory mucus expelled by coughing, otherwise known as sputum. Phlegm, and mucus as.

Mucus is essential for the functioning of many of the body's organs. A person might think their body only makes mucus in response to illness, allergens, or irritants. However, the body is always producing mucus, which is crucial for the functioning of several organs and the immune system. Many.

It's also called phlegm, snot or sputum. Mucus is usually thin and clear. Certain colors might mean you have an infection, but it can't diagnose specific illnesses. What is mucus?

Mucus is a slippery fluid that lines your respiratory, digestive, urinary and reproductive tracts. It acts like a.

The lungs do not have a specific capacity for storing phlegm, as phlegm is a mucus secretion produced by the respiratory system to trap and eliminate pathogens, irritants, and foreign particles. However, excessive phlegm can indicate underlying health issues. 1. Phlegm serves as a protective.

It consists of several organs including nostrils, mouth, pharynx, larynx, nasal cavity, and lungs. All throughout the respiratory system you will find a mucous membrane. The purpose of mucus throughout the respiratory system is to trap particles which are inhaled and keep them from circulating.

Phlegm is a form of respiratory mucus produced by the lungs. The airways between the larynx and the respiratory bronchioles are lined by columnar epithelium over which an airway surface liquid (ASL) lies. This layer is between 5 and 100 μm thick. Image Credit: Pheelings media/Shutterstock.com The. Is phlegm a form of respiratory mucus?

Phlegm is a form of respiratory mucus produced by the lungs. The airways between the larynx and the respiratory bronchioles are lined by columnar epithelium over which an airway surface liquid (ASL) lies. This layer is between 5 and 100 μm thick. Image Credit: Pheelings media/Shutterstock.com.

Where is mucus produced in the body?

Mucus is produced in many sites in the body by mucus glands in the lining tissues of multiple organs, including the following: Lungs: Mucus in the lungs is also known as sputum or phlegm. Sinuses: Mucus formed in the sinus drains



out through the nasal passages. Mouth: Mucus in the mouth acts as a lubricant and serves as a line of defense.

How is phlegm produced?

Phlegm is produced in response to disease and can be difficult to clear from the body. It is often produced in response to inflammation and contains glycoprotein-based mucus alongside immunoglobulins, viruses, bacteria, and inflammatory cells.

Why is phlegm thicker than normal mucus?

Phlegm is a type of mucus that you usually cough up from your lower respiratory tract. It's typically thicker than normal mucus because it's helping fight an infection. Should you swallow phlegm or spit it out?

.

Is phlegm related to disease or mucus?

Phlegm is more related to disease than mucus, and can be troublesome for the individual to excrete from the body. Phlegm is a thick secretion in the airway during disease and inflammation. Phlegm usually contains mucus with virus, bacteria, other debris, and sloughed-off inflammatory cells.

How much mucus does your lungs secrete a day?

Most people only notice mucus when they are ill or exposed to allergens or irritants in the air. But glands in the areas listed above make mucus continually, secreting around 1 to 2 quarts daily. Mucus helps with crucial functions, such as: Mucus helps trap microorganisms and microparticles on the surface of the lungs.



Which organ can store phlegm




[Mucus: Phlegm, Causes, Colors & How To Get Rid Of It](#)

Mucus is a slippery fluid that lines your respiratory, digestive, urinary and reproductive tracts. It acts like a shield to keep out harmful germs ...

Mucus , American Lung Association

Mucus is a thin, sticky substance that lines many parts of your body including the mouth, sinuses, and lungs. In the lungs, mucus plays a key role in protecting your lungs ...



Mucus

What is Mucus? Mucus is a thick, gel-like secretion produced by specialized cells known as goblet cells and mucous glands. It lines and protects the epithelial surfaces of various organs in the ...


[Mucus is gross. But here are 9 things you should](#)

...

Mucus is not widely considered a topic for polite conversation. It's something to be discreetly blown into a tissue, folded up, and thrown away.



...



[Body Fluids in TCM: Xue, Jing, Shen, and Jin Ye](#)

Jin-Ye is a generalized term for all bodily fluids includes saliva, gastric juices, phlegm, tears, mucus, and sweat. All these body fluids are ...

[Where does phlegm come from? , Questions , Naked ...](#)

They get stuck in this sticky mucus that lines the airways and then it can be coughed up, and it keep it away from the lungs. What happens ...



[Organs_and_MeridiansInTraditionalChineseMedicine](#)

Origins of Disease Holistic and relativistic view of health and disease Complex interaction between external energetic factors, internal flow of energy and fluids, as well as the balance ...



[How much phlegm can the lungs store? . NenPower](#)

The lungs do not have a specific capacity for storing phlegm, as phlegm is a mucus secretion produced by the respiratory system to trap and ...




[Mucus in the Human Body: Functions and Health](#)

...

Mucus is a slippery liquid that has vital functions in our body. An excessive amount of mucus or a change in its appearance may signify a ...

Phlegm-Fluids

Pathology Both Phlegm and Fluids here are the pathological fluid wastes that fails to be expelled or drained out of the body. Then they can accumulate and settle down in any body parts, such ...



[Phlegm: Causes, Symptoms and Treatment](#)

Causes of Phlegm Understanding the causes of phlegm can help in diagnosing and treating the underlying issue. Here are some common causes: Respiratory Infections ...



Where does mucus come from?

The purpose of mucus throughout the respiratory system is to trap particles which are inhaled and keep them from circulating through the lungs. Phlegm is thick mucus produced in the upper ...



Body Fluids (Jin Ye) in Chinese Medicine

Phlegm, the other type of Body Fluid imbalance, can collect in the joints, skin, channels or Organs causing diverse imbalances. It forms when the Spleen, ...

Organs in the Body - Diagram, List, and Functions

Organs in the body each perform specific functions vital for life and overall well-being. They work in harmony within organ systems to maintain the body's homeostasis and ...





[Zang Fu 2: Phlegm / Rheum Flashcards , Quizlet](#)

It is also called "substantial fire" when it arises from heat damaging the yin of the Lung, which thickens into pathological phlegm. Phlegm is essentially a yin type pathogen with a cloying ...

Mucus: Causes, Symptoms, Excessive Production & Treatment

Mucus is produced in many sites in the body by mucus glands in the lining tissues of multiple organs, including the following: Lungs: Mucus in the lungs is also known as ...



[Where Is Mucus in the Upper Respiratory Tract ...](#)

3 ???· The respiratory tract is one of the largest systems in the entire body. It consists of several organs including nostrils, mouth, pharynx, larynx, nasal ...

All About Mucus -interesting read

The mucus eventually forms plugs that can block the airways and lead to chronic infections, inflammation and damage to the airways. In inflammatory diseases of the ...



Where Is Mucus in the Upper Respiratory Tract ...

3 ???· The purpose of mucus throughout the respiratory system is to trap particles which are inhaled and keep them from circulating through the lungs. ...



The biology of mucus: Composition, synthesis and organization

In this review we discuss mucus, the viscoelastic secretion from goblet or mucous producing cells that lines the epithelial surfaces of all organs exposed to the external ...



Which organ can store phlegm


Mucus is produced in many sites in the body by mucus glands in the lining tissues of multiple organs, including the: lungs, sinuses, mouth, throat, nose, and; gastrointestinal tract.





23.4 The Stomach - Anatomy & Physiology 2e

Gastric enzymes that can digest protein can also digest the stomach itself. The stomach is protected from self-digestion by the mucosal barrier. This barrier has several components. ...



THE FOUR HUMORS

Blood has an Attractive virtue, or force, since all cells, organs and tissues have an absolute need for it, and are therefore attracted to it. Phlegm / Phlegmatic Humor / Water The Phlegmatic ...

Contact Us

For catalog requests, pricing, or partnerships, please visit:
<https://conrad.edu.pl>