

Dell laptop solid yellow battery light





Overview

This seems to be an issue with the CMOS battery. If the issue persists, please disconnect the power cord, press & hold down the power button for 30 seconds. Start the computer back & check if the LED light is the same. Try to reseal or replace the CMOS battery by following the manual.

This seems to be an issue with the CMOS battery. If the issue persists, please disconnect the power cord, press & hold down the power button for 30 seconds. Start the computer back & check if the LED light is the same. Try to reseal or replace the CMOS battery by following the manual.

Find information about common troubleshooting steps, helpful links to battery, AC adapter, and other troubleshooting guides to resolve battery and AC adapter-related issues. Dell laptops have different types of onboard visual (LED) and audible (beep code) diagnostic indicators to help detect the.

Does anyone know what three yellow/orange/amber flashes and one white flash means?

Thanks! Inspiron 15 7559 Edit: It turned out that my BIOS clock had been out of synch due to the CMOS battery being unplugged for a little bit. I just needed to go into the BIOS and select "restore defaults" and it.

Unplugging the power cable immediately shuts down the laptop, meaning the battery is not working. I disconnected the battery from the laptop and reconnected it but still nothing. This battery used to provide more than 3 hours of backup before the problem occurred. Laptop won't turn on without power.

Dell Latitude laptops have various integrated visible and audible diagnostic indicators to help identify possible failure of hardware components causing specific symptoms. Most of these symptoms are related to the laptop not being able to boot to Windows, displaying a black screen from startup, and.

The 3rd light from the left on the front of my wife's Inspiron B120 has begun to flash yellow. At the same time, I noticed that the battery is dead. Dell says



that the flashing yellow light means a power supply problem. She has no problems operating the computer when it's plugged into the wall.

A yellow battery charging light doesn't always mean trouble—but it does signal something important. Your device is trying to communicate a status change, and understanding it can save you from bigger issues. Many assume a yellow light is just a minor warning, but it often reveals deeper battery or. Why does my laptop flash a yellow light?

Flashing yellow light rapidly. Battery idle problem! Flashing yellow light rapidly. Unplugging the power cable immediately shuts down the laptop, meaning the battery is not working. I disconnected the battery from the laptop and reconnected it but still nothing. This battery used to provide more than 3 hours of backup before the problem occurred.

How do I know if my Latitude laptop has a bad battery?

Step 1: Locate the diagnostic LED indicator on your Latitude laptop. On most recent models, this LED is integrated into the battery charge indicator located on the side of the laptop. Step 2: Observe the LED blinking pattern carefully.

Why does my Dell laptop light come on when plugged in?

If you plug your laptop in to charge while it's off, the light will still indicate that the battery is charging. It's only when your system is turned on will the light switch to its secondary behavior. This behavior has been observed on newer/recent Dell laptops.

How do I know if my Dell laptop is faulty?

On most recent models, this LED is integrated into the battery charge indicator located on the side of the laptop. Step 2: Observe the LED blinking pattern carefully. Dell LED diagnostic codes consist of two groups of blinking lights: the first group blinks amber, and the second group blinks white.

Why is my Dell laptop battery LED blinking?

The Battery LED will pause for 3 seconds before the next cycle repeat itself again. The following table depicts the amber and white blinking patterns with possible troubleshooting resolution: Dell Laptops have various built-in visible and audible diagnostic tools to help pinpoint possible failed hardware components causing specific symptoms.



What are Dell Latitude led codes?

Dell Latitude laptops and tablets use built-in LED diagnostic indicators to help users quickly pinpoint hardware issues. These LED codes flash in specific patterns of amber and white lights, signaling particular hardware faults. This guide explains how to identify these LED codes and provides practical solutions to resolve common errors.



Dell laptop solid yellow battery light



[How to fix Dell battery indicator blinking constantly](#)

It indicates two things; when you connect the power adapter to the laptop, it lights up briefly to indicate that it is receiving current, and when your battery is charging the ...

[Latitude Rugged Extreme Computer Status LEDs](#)

...

Are you having issues with the Battery or is your laptop completing POST? The following article shows you where the LEDs are located and what they mean for the Latitude Rugged laptop range.



Battery idle problem! Flashing yellow light rapidly. , DELL Technologies

While the cells seem in decent shape, that's only part of the story. If the battery is original to the system, it is likely a failure of the battery controller board -- not unexpected for ...

[Battery Light: Three Yellow One White , DELL ...](#)

Start the computer back & check if the LED light is the same. Try to reset or replace the CMOS battery by following the manual (Page 47). If still under the purchased warranty, click the "Get



Help Now" icon on the right to ...



[Diagnostic LED codes for Dell Laptops](#)

Dell Laptops have various built-in visible and audible diagnostic tools to help pinpoint possible failed hardware components causing specific symptoms. The majority of these symptoms are ...

[?Flashing Yellow Light , DELL Technologies](#)

It was immediately recognized by the BIOS, began to charge (it's at 100% now) and the flashing yellow LED turned solid green. My replacement battery came from a company ...




Battery Light: Three Yellow One White , DELL Technologies

Start the computer back & check if the LED light is the same. Try to reseal or replace the CMOS battery by following the manual (Page 47). If still under the purchased ...



A Reference Guide for Latitude Laptop and Tablet Diagnostic ...

A Reference Guide for Latitude Laptop and Tablet Diagnostic Indicators Summary: This article provides details about the diagnostic Light Emitting Diode (LED) codes ...




Diagnostic and Battery Indicators for Dell Latitude Laptops and ...

This article provides information about the Diagnostic LED codes for Dell laptops and tablets. Find information about common troubleshooting steps, helpful links to battery, AC ...

A Reference Guide for Latitude Laptop and Tablet Diagnostic ...

It was immediately recognized by the BIOS, began to charge (it's at 100% now) and the flashing yellow LED turned solid green. My replacement battery came from a company ...



[Why Is My Battery Charging Light Yellow](#)

Why does my laptop show a yellow light when plugged in but not charging? This typically indicates your battery has reached its charge threshold (usually 90-95%) to prolong ...



[Battery idle problem! Flashing yellow light rapidly.](#)

While the cells seem in decent shape, that's only part of the story. If the battery is original to the system, it is likely a failure of the battery controller board -- not unexpected for a system that dates from 2016.




Latitude Rugged Extreme Computer Status LEDs Location and Usage

Are you having issues with the Battery or is your laptop completing POST? The following article shows you where the LEDs are located and what they mean for the Latitude ...

How to Identify and Fix Dell LED Error Codes on Latitude Laptops ...

By following these steps, you can quickly identify and address common Dell LED error codes, getting your Latitude laptop or tablet back up and running smoothly.



Contact Us

For catalog requests, pricing, or partnerships, please visit:
<https://conrad.edu.pl>