


# Beats solo battery percentage





## Overview

---

To make sure your headphones, earphones, or speaker are as charged as you are, check the battery percentage of your Beats on your iPhone, iPad, Mac, or Android device. Beats earphones: Place both earbuds in the charging case and leave the case open, then hold the case.

To make sure your headphones, earphones, or speaker are as charged as you are, check the battery percentage of your Beats on your iPhone, iPad, Mac, or Android device. Beats earphones: Place both earbuds in the charging case and leave the case open, then hold the case.

To make sure your headphones, earphones, or speaker are as charged as you are, check the battery percentage of your Beats on your iPhone, iPad, Mac, or Android device. Beats earphones: Place both earbuds in the charging case and leave the case open, then hold the case close to your iPhone or iPad.

I will show you step by step how to check how much battery is left if your Beats Solo Buds earbuds. ↓ ↓ Amazon links ↓ ↓ ► Beats Solo Buds: <https://amzn.to/3XJ4xLP>. more I will show you step by step how to check how much battery is left if your Beats Solo Buds earbuds. ↓ ↓ Amazon links ↓ ↓ ► Beats Solo.

Wondering how much battery life is left in your Beats by Dre earbuds or headphones?

Whether you're using Beats Studio, Studio3, Powerbeats Pro, Solo3, Solo Pro, Fit Pro, it's super easy to check the battery level of your wireless headphones when you're using an iPhone. This wikiHow article will.

To ensure that your listening experience is never compromised, it is essential to know how to check the battery level on your Beats headphones. This simple guide will walk you through the steps to effectively monitor your battery and make informed decisions about when to recharge or replace it.

A fully charged battery ensures optimal performance, but how can you tell if your headphones are charging effectively?



There are several straightforward methods to check if your Beats Solo headphones are charging. Let's explore them in detail. One of the simplest ways to check if your Beats Solo.

The Beats Solo 3 headphones have a battery life of up to 40 hours on a full charge. With a 20% charge, they last about 8 hours, depending on volume and usage. They feature dynamic drivers for excellent sound quality and a Bluetooth range of 100 meters for wireless connectivity. Charging the Beats. How do I Check my Beats Solo battery health?

To check the battery health of your Beats Solo headphones, first connect them to a device via Bluetooth. Once they are paired, you can typically view the battery percentage from the device's Bluetooth settings or in the audio control panel.

Why does my Beats Solo take so long to charge?

If you notice that your Beats Solo take an unusually long time to charge or that the battery drains quickly, it may indicate an underlying problem. Several factors may contribute to slow charging or rapid battery drain: Overheating: If your headphones become too hot, they may stop charging temporarily for safety reasons.

How do I know if my Beats Solo is charging?

Connect Your Headphones: Make sure your Beats Solo are connected to your device via Bluetooth. Open the App: Once connected, open the Beats app to view detailed information about your headphones, including battery life and charging status. The app will show you whether your headphones are charging and, if so, the percentage of battery remaining.

Why should you buy Beats Solo headphones?

Beats Solo headphones come packed with advanced technology, including: Wireless Connectivity: Using Bluetooth connectivity, you can enjoy your music without the hassle of tangled wires. Long Battery Life: With up to 40 hours of playtime in wireless mode, keeping your headphones charged is vital for an uninterrupted experience.

Can I check the battery level of my Beats headphones?

Yes, you can check the battery level of your Beats headphones from your smartphone if they are connected via Bluetooth. Simply open the Beats app



on your smartphone and look for the battery icon or check the battery percentage displayed next to your connected device. 3.

Can I Use my Beats Solo headphones while charging?

While it is technically possible to use your Beats Solo headphones while they are charging, it is generally not recommended. Using them during charging may lead to slower charging times and can cause wear on the battery over time due to the excessive heat generated during both activity and charging.



## Beats solo battery percentage

---



### How to Check the Battery of Beats Solo 3: Tips for Uninterrupted ...

Discover effective ways to check the battery life of your Beats Solo 3 headphones and maintain an uninterrupted listening experience. This article covers methods ...

### [Beats Solo Buds: How To Check Battery Percentage](#)

I will show you step by step how to check how much battery is left if your Beats Solo Buds earbuds. ??Amazon links?? Beats Solo Buds: <https://amzn.to/3XJ4xLP> Apple 20W USB-C ...



### Battery Life of Beats Solo 3: How Long Does 20 Battery Last and ...

A 20% battery charge on Beats Solo 3 headphones can last approximately 5 to 6 hours of playback time. This estimate is based on the full battery life of up to 40 hours when ...




### How to Check Beats Solo Battery on iPhone: Simple Steps for ...

Checking the battery status of your Beats Solo headphones on an iPhone is quick and simple. Here are two effective methods to ensure you're



always aware of your ...




### How to Check Beats Battery Level on iPhone: 3 Easy Methods

Whether you're using Beats Studio, Studio3, Powerbeats Pro, Solo3, Solo Pro, Fit Pro, it's super easy to check the battery level of your wireless headphones when you're ...

### [Are Your Beats Solo Charging? Here's How to Know!](#)

How can I check the battery health of my Beats Solo? To check the battery health of your Beats Solo headphones, first connect them to a device via Bluetooth. Once they are ...



### [How to Check the Battery on Beats: A Simple Guide](#)

Whether you have the popular Beats Solo, Studio, or Powerbeats, this guide will provide you with the necessary steps and techniques to check the battery status accurately.



### How to See Beats Solo Battery and Maximize Your Listening ...

Knowing how to check the battery level on your Beats Solo headphones helps maintain your listening experience. Here are two simple methods to ensure you stay informed ...



### [Beats Solo Buds: How To Check Battery Percentage](#)

I will show you step by step how to check how much battery is left if your Beats Solo Buds earbuds. ??Amazon links?? Beats Solo Buds: <https://amzn.to/3XJ4xLP> Apple 20W USB-C Power Adapter

### Check the charge status

To make sure your headphones, earphones, or speaker are as charged as you are, check the battery percentage of your Beats on your iPhone, iPad, Mac, or Android device.



## Contact Us

---

For catalog requests, pricing, or partnerships, please visit: <https://conrad.edu.pl>