

Average residential ESS price per 10MW in Serbia





Overview

Serbia - Household electricity prices [Subscribe to our free email alert service](#) <
Romania - Household electricity prices Slovakia - Household electricity prices
>.

Serbia - Household electricity prices [Subscribe to our free email alert service](#) <
Romania - Household electricity prices Slovakia - Household electricity prices
>.

How much does it cost to shower for 10 minutes?

It costs €0.69 to shower for 10 minutes in . If you are showering for 10 minutes once a day, it will cost you a total of €20.7 per month. If you decide to reduce showers to 5 minutes, you would save €10.35. * This is based on showering for 10 minutes.

The residential electricity price in Serbia is RSD 14.170 per kWh or USD 0.141. The electricity price for businesses is RSD 15.740 kWh or USD 0.156. These retail prices were collected in December 2024 and include the cost of power, distribution and transmission, and all taxes and fees. Compare.

With the cost of electricity today in Serbia it is 12.02 € cheaper to charge at the hours with the lowest price. What uses the most electricity at home?

Heating certainly uses the most electricity, closely followed by hot water and charging electric cars. Electrical appliances such as TVs, mobile.

Gas production has been decreasing rapidly since 2015 (-7.7%/year) to 328 mcm in 2022 (-9% in 2022), i.e., 11% of the consumption; according to preliminary estimates, it declined again by 10% in 2023 to 315 mcm. Gas production more than doubled between 2007 and 2015. Electricity prices increased.

RS: Electricity Price: HC: 15000 kWh & Above: excl Taxes & Levies data was reported at 0.106 EUR/kWh in Dec 2024. This records an increase from the previous number of 0.105 EUR/kWh for Jun 2024. RS: Electricity Price: HC:



15000 kWh & Above: excl Taxes & Levies data is updated semiannually.

It costs €0.62 to shower for 10 minutes in Belgrade. If you are showering for 10 minutes once a day, it will cost you a total of €18.6 per month. If you decide to reduce showers to 5 minutes, you would save €9.30. * This is based on showering for 10 minutes, and using 6 kWh. How much does it cost. How much does electricity cost in Serbia?

The average price of electricity in Serbia, in June of 2024, has been 0.1082€ per kilowatt hour. Electricity price has increased € 0.0036 kWh, 3.44% since the previous semester. Meanwhile, the average price of electricity without taxes in Serbia in that period was € 0.0783 per kilowatt hour, compared to € 0.0755 kWh in the previous semester.

Why are electricity prices so high in winter in Serbia?

If, on the other hand, the production of electricity is small and demand is high, prices will increase. Therefore, the price of electricity is often highest in winter, as the need for electricity for heating is highest. Electricity spot prices in Serbia today, hour by hour. Including prices for the last 30 days.

What is the energy sector like in Serbia?

Serbia's energy sector predominantly relies on fossil fuels, with coal playing a central role in electricity generation. The country's abundant lignite reserves are a significant contributor to its energy mix, powering major thermal power plants.

How much is a kWh in Serbia?

This is -0% more than yesterday. In Serbia 's local currency this equivalent to 10746 RSD MWh, or 10.75 RSD kWh. How much does it cost to shower for 10 minutes?

.

How much does it cost to shower in Serbia?

In Serbia 's local currency this equivalent to 10746 RSD MWh, or 10.75 RSD kWh. How much does it cost to shower for 10 minutes?

It costs €0.55 to shower for 10 minutes in . If you are showering for 10 minutes once a day, it will cost you a total of €16.5 per month. If you decide to



reduce showers to 5 minutes, you would save €8.25.

Does Serbia have a diversified energy source?

While coal dominates, efforts are underway to diversify Serbia's energy sources, particularly towards increasing the share of renewable energies like hydro, wind, and solar power, in response to environmental concerns and global energy trends.




Average residential ESS price per 10MW in Serbia



Residential All-In-One Energy Storage Systems (ESS) Market

These converging factors drive average residential ESS prices to \$1,200-\$1,500 per kWh in 2024, with lead times stretching to 9-14 months for customized configurations.



Cost of Living in Serbia. Prices in Serbia. Updated Sep 2025

Average prices of more than 40 products and services in Serbia. Prices of restaurants, food, transportation, utilities and housing are included.

[Solar Installed System Cost Analysis , Solar Market ...](#)

Solar Installed System Cost Analysis NREL analyzes the total costs associated with installing photovoltaic (PV) systems for residential rooftop, commercial rooftop, and utility-scale ground-mount systems. This work has ...



[Why the Rise in Australian Residential Energy Storage?](#)

In total, 314,000 PV systems were registered in 2022. With the 15% attachment rate, that equates to 47,100 ESS installations. SunWiz's report mentions that the considerable growth in ESS installations coinciding with ...



[Prices of new dwellings in Serbia up 0.8% y/y in H1](#)

The average price of dwellings in new residential buildings in Serbia rose 0.8% on the year to 215,481 dinars (\$2,051/1,840 euro) per square metre in the first half of 2024, the ...



[Cost of Living in Serbia: prices in 10 cities compared](#)

The average cost of living in Serbia is \$1099, which is 1.04 times less expensive than the world's average. Compare cost of living by city. Serbia ranked 81st out of 197 ...



[Average Rent Price \(1-Bed Apartment\) in Serbia, Belgrade](#)

This table shows the latest asking rent prices for 1-bedroom residential dwellings--usually apartments or flats--in Belgrade and Novi Sad (Serbia). Data is sourced ...





Utility-Scale Battery Storage , Electricity , 2024 , ATB , NREL

The average annual reduction rates are 1.4% (Conservative Scenario), 2.9% (Moderate Scenario), and 4.0% (Advanced Scenario). Between 2035 and 2050, the CAPEX reductions ...



How to Determine the Right Size Energy Storage System for ...

In a world increasingly reliant on electricity and facing the challenges of climate change, energy storage systems (ESS) are becoming a crucial component of both residential ...

Cost of Electricity by Country 2025

Austria Austria's average price for electricity is \$0.360. In 2022, the Austrian government experimented with a per-household price cap on electricity, but the plan proved controversial. ...



[Real Estate in Serbia - Prices Are Still Rising](#)

In Belgrade, old apartments are 15% more expensive and the average price per square meter is EUR1,680, 21% in Novi Sad and it equals EUR1,517, 23% in Ni? and the average price there is ...



Serbia: The cost of electricity for households remains relatively ...

Despite three price increases in the past year, the cost of electricity for households in Serbia remains relatively low compared to other European countries. However, ...



[Serbia , Electricity Price: Household Consumers , CEIC](#)

Discover data on Electricity Price: Household Consumers in Serbia. Explore expert forecasts and historical data on economic indicators across 195+ countries.

Understanding BESS: MW, MWh, and ...

Battery Energy Storage Systems (BESS) are essential components in modern energy infrastructure, particularly for integrating renewable energy sources and enhancing grid stability. A fundamental understanding of ...





Find Houses and Apartments to Rent in Serbia , Indomio.rs

Your destination for renting a home in Serbia! Find detached houses, apartments and villas for rent. Select search criteria to define the number of rooms, year of construction or type of ...

Energy Storage System Price Trends and Cost-Saving Solutions ...

Over the past 3 years, the average energy storage system price has dropped by 28% worldwide. What's driving this downward trend? Technological breakthroughs in lithium-ion batteries, ...



[Serbia Energy Market Report , Energy Market ...](#)

The Serbia energy market data since 1990 and up to 2022 is included in the Excel file accompanying the Serbia country report. It showcases the historical evolution, allowing users to easily work with the data.

cost of bess per mwh

Wholesale electricity prices are average day-ahead spot prices per MWh sold per time period, sourced from ENTSO-E and EMRS. Prices have been converted from £/MWh to EUR/MWh for the ...



Residential PV-ESS System Market

The average residential PV-ESS installation cost in Germany exceeds EUR18,000 (\$19,500), requiring households to commit significant savings or secure loans. While government ...




Residential Energy Storage Systems (ESS) Market Size

The global residential energy storage systems (ESS) market size is estimated to reach USD 37.65 billion by 2032, growing at a CAGR of 17.56% during the forecast period 2024-2032



Residential ESS Solutions


The liquid-cooled Industrial energy storage system has an IP67 protection level, AC power grid expansion, C& I power preservation & backup, and an off-grid emergency power supply.





[Serbia Day Ahead Market average prices](#)

Last 30 Days : 2025-08-11 - 2025-09-09 Day Ahead Electricity Market - average prices for Serbia Download Chart 2025 Year - Day Ahead Electricity Market - average prices for Serbia



[Solar Farm Cost Investment Unveiled: True Cost of ...](#)

Uncover the true solar farm cost, including land, permitting, equipment, and maintenance expenses. Make informed investment decisions in an ever-growing market.

[Serbia's Residential Property Market Analysis 2025](#)

Is residential property in Serbia an attractive investment? Full analysis of Serbia's property market. Best areas? Most demand? Highest rental yields?



ESS Price per kWh in 2025: Trends, Costs, and Key Savings ...

Why ESS Prices per kWh Are Dropping Faster Than Expected You've probably heard the buzz about energy storage systems (ESS) becoming more affordable, but did you know lithium-ion ...



[Table 1 . Costs Estimation for Different BESS ...](#)

Download Table , Costs Estimation for Different BESS Technologies. from publication: Break-Even Points of Battery Energy Storage Systems for Peak Shaving Applications , In the last few years



[Cost of Living in Serbia: prices in 10 cities compared](#)

The average cost of living in Serbia is \$1099, which is 1.04 times less expensive than the world's average. Compare cost of living by city. Serbia ranked 81st out of 197 countries by cost of living and 62nd best country to live in.

Cost of Living in Serbia (2025): Expenses, Rent & Best Cities to Live

Wondering about the cost of living in Serbia in 2025? Get a complete breakdown of housing, rent, utilities, food, transportation, and more in Belgrade vs. Novi Sad. Find out which city is more ...





[Will real estate prices in Serbia fall in 2024?](#)

Explore the latest trends and predictions for Serbia's real estate market in 2024. Understand price movements in Belgrade and other major and the best time to invest in Serbian real estate.

[Prices in Serbia: Restaurants, Supermarkets, and ...](#)

See what prices and costs are actually in Serbia. Compare prices for food, expenses, rent, bars, restaurants, entertainment, sports and other activities.



Contact Us

For catalog requests, pricing, or partnerships, please visit:
<https://conrad.edu.pl>