


Average household energy storage price per 10kWh in Estonia





Overview

The results suggest that the larger storage capacity provided by PHS, compared to BESS, is a more effective means of reducing average electricity prices in Estonia.

The results suggest that the larger storage capacity provided by PHS, compared to BESS, is a more effective means of reducing average electricity prices in Estonia.

Assessing the impact of energy storage on electricity prices in Estonia and neighbouring countries. In its first phase, the study models and compares BESS and PHS systems, exploring their effects on market prices and renewable integration. In its second phase, the project forecasts component-based.

€/MWh, a 122.3% rise on the average price in 2021. In 2022 the average household consumer price, including network service, excise duty, and renewable or, and 33 distribution network service providers. The transmission lines (110–330 kV) belonging to the transmission network operator total 5,367.

Your electricity bill in Estonia breaks down into three parts: Energy cost: This depends on the hourly Nord Pool market price. Network fees: Fixed charges for getting power to your home, regulated and steady. Taxes & levies: VAT, renewable energy fee, and a small excise tax (gradually returning in.

Esto.

EE: Electricity Price: HC: 15000 kWh & Above: excl Taxes & Levies data was reported at 0.114 EUR/kWh in Dec 2024. This records a decrease from the previous number of 0.129 EUR/kWh for Jun 2024. EE: Electricity Price: HC: 15000 kWh & Above: excl Taxes & Levies data is updated semiannually, averaging.

Electricity prices, which were multiplied by 2.5 for industry between 2020 and 2022 and rose by around 80% for households, decreased by 30% for industry and remained stable for households. Oil shale dominates the energy mix (57%



in 2023), with 2/3 used in power generation and 1/3 used to produce. How much does electricity cost in Estonia?

The average price of electricity since 2007 reached its maximum, €0.265kWh, in December of 2022 and its minimum price, €0.0786 kWh, in December of 2007. The difference between the price of electricity with and without taxes is € 0.0531 tax for each kilowatt hour, thus, 23.09% of what households pay for electricity in Estonia.

How much does electricity cost per kilowatt-hour?

For example, if the wholesale price of electricity is EUR 43 per megawatt-hour, that would be 4.3 cents per kilowatt-hour in kilowatts. It is worth remembering that the wholesale price of electricity does not include VAT and does not take into account the customer's electricity consumption.

What is Eesti Energia doing in 2021?

Eesti Energia dominates the power sector with 85% of generation, over 95% of distribution, and around 50% of total sales. The share of oil shale in the power mix was reduced from 88% in 2010 to 46% in 2023. Gas prices more than doubled in 2021 and 2022 and have decreased significantly since then.



Average household energy storage price per 10kWh in Estonia



[Household electricity prices in Europe](#)

The prices correspond to the most common consumption range: 2,500 kWh - 5,000 kWh
ELECTRICITY PRICE BY COUNTRY At the top of this page we show the price of electricity for domestic consumers in each of the EU countries. We ...

Estonia electricity prices

The residential electricity price in Estonia is EUR 0.000 per kWh or USD . These retail prices were collected in December 2024 and include the cost of power, distribution and transmission, and ...



Electricity prices

Estonia's Energy Market Overview Estonia is undergoing a quiet revolution in its energy sector. Once reliant on oil shale, the country is rapidly moving toward a cleaner, smarter electricity ...

Residential Battery Economics

Introduction The cost of battery storage has come down significantly in recent months. The lifetime cost of small scale battery storage is now around 13p per kWh. This is the cost 'per cycle'



of charging and discharging 1 kWh (excluding ...




what is the **ACTUAL** price of electricity in your country?

But this is misleading, because many governments in Europe add various taxes on your electricity bill which substantially increase that "kwh price" . Those very governments will then boast ...

Electricity price statistics

The EU average price in the second half of 2024 -- a weighted average using the most recent (2023) consumption data for electricity by household consumers -- was EUR0.2872 per KWh.



Statistics Explained

Quarterly sector accounts - households
Electricity price statistics
Tourism statistics
Inflation in the euro area
Crime statistics
GDP per capita, consumption per capita and price level indices
Overweight and obesity - BMI statistics ...



The government approved additional energy price support measures

Stenbock House, 25 January 2022 - Government members approved at the cabinet meeting the additional energy price support measures agreed last week for both private and business ...



Current electricity prices in all areas of Estonia today

Detailed spot price on electricity hour by hour in Estonia today. Check how much it cost to use electrical appliances with the current electricity prices in Estonia.

[Estonia Energy Market Report , Energy Market ...](#)

This analysis includes a comprehensive Estonia energy market report and updated datasets. It is derived from the most recent key economic indicators, supply and demand factors, oil and gas pricing trends and major energy issues ...



[Estonia's electricity price over EUR190 per MWh ...](#)

The average price of electricity in Estonia on Tuesday is set to rise above 190 euros per megawatt-hour at a time when high prices were forecast.



[ELECTRICITY and GAS MARKETS in ESTONIA REPORT...](#)

/MWh, a 122.3% rise on the average price in 2021. In 2022 the average household consumer price, including network service, excise duty, and renewable A more detailed description of the ...



Login

Turnkey energy storage system prices in BloombergNEF's 2023 survey range from \$135/kWh to \$580/kWh, with a global average for a four-hour system falling 24% from last year to \$263/kWh.

[How Much Electricity Do Homes in Your State Use?](#)

How much electricity does a home, on average, in your state use? Below we rank all 50 states (plus the District of Columbia) in average household consumption. It should come as no surprise to most people that the United States as a country ...






[Energy Prices in Europe: Latest Trends and Comparisons](#)

In October 2022, Estonia's household gas prices, at EUR0.29/KWh, were 43% higher than the European average (taken across these 22 sample countries). Household electricity ...

[Estonia , Electricity Price: Household Consumers , CEIC](#)

Discover data on Electricity Price: Household Consumers in Estonia. Explore expert forecasts and historical data on economic indicators across 195+ countries.



[Energy Prices in Europe: Latest Trends and ...](#)

In October 2022, Estonia's household gas prices, at EUR0.29/KWh, were 43% higher than the European average (taken across these 22 sample countries). Household electricity prices, at EUR0.47/KWh, were 17% higher than ...



Statistics Explained

Quarterly sector accounts - households
Electricity price statistics
Tourism statistics
Inflation in the euro area
Crime statistics
GDP per capita, consumption per capita and price level indices ...



[Residential Battery Storage , Electricity , 2021 , ATB](#)

The 2021 ATB represents cost and performance for battery storage with two representative systems: a 3 kW / 6 kWh (2 hour) system and a 5 kW / 20 kWh (4 hour) system. It represents lithium-ion batteries only at this time. There are a ...



Electricity prices

Electricity excise: Estonia imposes an excise tax on electricity consumption. In 2024 this was raised from EUR1.45 to EUR2.10 per MWh (0.21 c/kWh). The Finance Ministry notes this adds only a ...



[The weekend read: Energy storage efficiency and ...](#)

Estimating the total cost of energy storage connected to a rooftop PV installation is a complex affair, involving factors such as tax, the policy environment, system lifetimes, and even the





[Average Electricity Bill, Usage and Rate by State](#)

...

Homes in more moderate climates use less energy. The chart below shows the average energy consumption per home. Average Electricity Price, Usage and Bill by State The table below shows electricity prices by ...



Estonia's household electricity price hike largest in the ...

Electricity prices in the entire European Union increased sharply in the second half of 2021, compared with the same period in 2020; Estonia is leading the way with the largest electricity price hike and one of the largest gas ...

Analysis of storage and electricity price forecast for large ...

The results suggest that the larger storage capacity provided by PHS, compared to BESS, is a more effective means of reducing average electricity prices in Estonia.



Estonia

The average price of electricity in Estonia, in June of 2023, has been 0.216EUR per kilowatt hour. Electricity price has decreased EUR 0.049 kWh, 18.49% since the previous semester. Meanwhile, ...



[Average Price of Electricity Per kWh in the UK \(2025\)](#)

From 1 July to 30 September 2025, the average price of electricity per kWh will be 25.73 pence for a typical household that pays by Direct Debit. This is according to the latest energy price cap of £1,720 per year set by ...



Contact Us

For catalog requests, pricing, or partnerships, please visit:
<https://conrad.edu.pl>