

Average domestic energy storage price per 5kWh in Netherlands





Overview

Taxes and VAT - Energy tax (energiebelasting) is levied per kWh, and VAT (21%) is applied on top of almost everything. Combined, these can make up 35-40% of the total price. Households receive an annual energy tax credit (around €500 in 2023), softening the blow of rising energy prices.

Taxes and VAT - Energy tax (energiebelasting) is levied per kWh, and VAT (21%) is applied on top of almost everything. Combined, these can make up 35-40% of the total price. Households receive an annual energy tax credit (around €500 in 2023), softening the blow of rising energy prices.

Electricity pricing in the Netherlands is made up of three major components: Energy Supply Costs - The actual cost of electricity, determined by wholesale market rates and supplier margins. This accounts for about 40% of a typical household bill. Grid Fees - Regulated charges for using the.

This table contains consumer prices for electricity and gas. Weighted average monthly prices are published broken down into transport rate, delivery rates and taxes, both including and excluding VAT. These prices are published on a monthly basis. When first published, the figures are provisional.

Track hourly electricity and daily gas prices, schedule energy-intensive activities during cheap hours, and save money automatically. Everything you need to optimize your energy costs and stay informed about price fluctuations Monitor hourly electricity prices and daily gas prices with automatic.

The current energy prices are € 0,32 per kWh for electricity and € 1,37 per cubic meter (m³) for gas. These are the average energy prices based on the rates for new variable energy contracts from the 19 largest energy suppliers. Including energy tax and 21% VAT. Including energy tax and 21% VAT.

Net.

In September 2024, the cost per consumed kilowatt-hour in Holland will be about 0,26 - 0,31 € (including 21% VAT), depending on the contract type (dynamic, variable, 1-year, or 3-year) and whether it is the off-peak or regular



rate. One kilowatt-hour (kWh) of electricity in the Netherlands in a. How much does electricity cost in the Netherlands?

One kilowatt-hour (kWh) of electricity in the Netherlands in a household costs around € 0.08 (including 21% VAT). This price depends on the provider. Additional fixed rates for energy tax and sustainable energy storage (approximately 14 cents per kWh) are added.

Why are electricity and gas prices decreasing in Netherlands?

Electricity prices in Netherlands have decreased by 14% due to tax adjustments. This reduction is a relief for many households, making electricity usage more affordable. Conversely, gas prices in Netherlands have seen an increase of 19% in taxes. This increase has made gas consumption a more considerable expense for households.

How much does electricity cost in Holland in 2024?

In September 2024, the cost per consumed kilowatt-hour in Holland will be about 0,26 - 0,31 € (including 21% VAT), depending on the contract type (dynamic, variable, 1-year, or 3-year) and whether it is the off-peak or regular rate. One kilowatt-hour (kWh) of electricity in the Netherlands in a household costs around € 0.08 (including 21% VAT).

What are dynamic energy prices?

Dynamic energy prices are tied to the spot market (also known as the “day ahead market”). This means that electricity prices vary hourly, and gas prices vary daily. You will know the prices for the next day around 3:00 PM each day.

Do you pay VAT on energy bills in the Netherlands?

You are charged VAT on the entire energy bill, including energy tax. Your energy supplier remits the VAT you pay to the tax authorities. By comparing energy prices in the Netherlands, using energy-efficient appliances, and considering renewable energy sources, you can save money on your energy bills and contribute to a more sustainable future.

Which country in Europe has the most expensive electricity?


Netherlands is the country in Europe with the most expensive electricity. Finally, if we compare the price of electricity with taxes and without taxes, we



see that, in the last period, households paid € 0.0314 of taxes for each kilowatt hour, which means that 6.61% of what households pay for the electricity are taxes.



Average domestic energy storage price per 5kWh in Netherlands

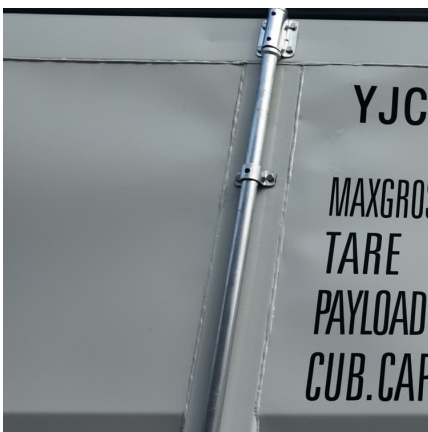


Energy in the Netherlands

The Netherlands' primary energy production has decreased in recent years, falling to some 33.4 million metric tons of oil equivalent. Gas is the main fuel produced in the ...

Electricity price statistics

The EU average price in the second half of 2024 -- a weighted average using the most recent (2023) consumption data for electricity by household consumers -- was EUR0.2872 per kWh.



Solar Battery Storage Prices UK

What is the price of domestic battery storage in the UK? In this guide we explore the most popular brands, their costs, as well as the average costs of installation.

[Battery price per kwh 2025. Statista](#)

The cost of lithium-ion batteries per kWh decreased by 20 percent between 2023 and 2024. Lithium-ion battery price was about 115 U.S. dollars per kWh in 202.



[Electricity prices in the Netherlands: Essential ...](#)

Key Takeaways Price Cap: Due to soaring energy prices, the Dutch government has set a price cap on electricity (EUR0.40 per kWh) and gas (EUR1.45 per m3). Limits: For 2023, the limits are 2,900 kWh for electricity and ...




[Netherlands Day Ahead Market average prices](#)

Last 30 Days : 2025-08-08 - 2025-09-06 Day Ahead Electricity Market - average prices for Netherlands Download Chart 2025 Year - Day Ahead Electricity Market - average prices for ...



[How much does a kWh cost in the Netherlands?](#)

One kilowatt-hour (kWh) of electricity in the Netherlands in a household costs around EUR 0.08 (including 21% VAT). This price depends on the provider. Additional fixed rates ...





Energy prices in the Netherlands: what's changing in 2024

Many changes are coming to the Netherlands in 2024, including to the energy market. So, how will these changes affect you -- and what does this mean for your wallet? ...



[Netherlands energy prices , GlobalPetrolPrices](#)

The next table shows the electricity rates per kWh. In the calculations, we use the average annual household electricity consumption and, for business, we use 1,000,000 kWh ...

[Prices of natural gas and electricity , CBS](#)

This table shows the average prices paid for natural gas and electricity. The total prices represent the sum of energy supply prices and network prices. The total price is the price paid by an end-user, for instance a ...



Netherlands Energy Information

Energy consumption per capita reached 3.4 toe in 2023 and is 17% higher than the EU average, mainly because of the large refining and petrochemical industries. Per capita electricity consumption is 6 100 kWh, which is 10% ...



Energy Prices

Perfect for Dutch residents with dynamic energy contracts. Track hourly electricity and daily gas prices, schedule energy-intensive activities during cheap hours, and save money automatically.



Electricity prices

Taxes and VAT - Energy tax (energiebelasting) is levied per kWh, and VAT (21%) is applied on top of almost everything. Combined, these can make up 35-40% of the total price. Households ...

[Residential Battery Storage , Electricity , 2024 , ATB](#)

The battery storage technologies do not calculate levelized cost of energy (LCOE) or levelized cost of storage (LCOS) and so do not use financial assumptions. Therefore, all parameters are the same for the research and development ...






Netherlands electricity prices

The residential electricity price in the Netherlands is EUR 0.000 per kWh or USD . These retail prices were collected in December 2024 and include the cost of power, distribution and transmission, and all taxes and fees. Compare the ...

Energy storage costs

Overview Energy storage technologies, store energy either as electricity or heat/cold, so it can be used at a later time. With the growth in electric vehicle sales, battery storage costs have fallen ...



[Top 10 Energy Storage Trends in 2023](#)

Energy storage system costs stay above \$300/kWh for a turnkey four-hour duration system. In 2022, rising raw material and component prices led to the first increase in energy storage system costs since BNEF started its ...

[How much does electricity cost in the Netherlands?](#)

The energy tax for 2023 is 0.15245 EUR per kWh for electricity, while the levy for the storage of renewable energies is 0 EUR per kWh. These amounts apply up to a maximum quantity of 10,000 kWh per year for a connection with ...




[Electricity and gas prices across Europe: How does ...](#)

Residential end-user electricity and gas prices vary widely across European capitals. When adjusted for PPS, country rankings shift significantly.



[Average Price of Electricity Per kWh in the UK \(2025\)](#)

From 1 July to 30 September 2025, the average price of electricity per kWh will be 25.73 pence for a typical household that pays by Direct Debit. This is according to the latest energy price cap of £1,720 per year set by ...



[Residential Battery Storage , Electricity , 2022 , ATB](#)

The National Renewable Energy Laboratory's (NREL's) Storage Futures Study examined energy storage costs broadly and specifically the cost and performance of LIBs (Augustine and Blair, 2021). This report is the basis of the costs ...





? Electricity prices in Netherlands

? Electricity prices ?? Netherlands NL ? The latest energy price in Netherlands is EUR 66.19 MWh, or EUR 0.07 kWh This is -2% less than yesterday. 2025-07-17 - 2025-08-17




Energy prices Netherlands , Electricity (kWh) price & Gas price (m3)

In this comprehensive guide, we'll cover what you need to know about energy prices in the Netherlands, how to choose the best energy contract, and tips for saving money ...

Cost Projections for Utility-Scale Battery Storage: 2023 ...

Executive Summary In this work we describe the development of cost and performance projections for utility-scale lithium-ion battery systems, with a focus on 4-hour duration ...



Energy and CO₂ in the Netherlands

of electric energy per year. Per capita this is an average of 6,010 kWh. The Netherlands could be self-sufficient with domestically produced energy. The total production of all electric energy producing facilities is 119 bn kWh, which is 110 ...



[Average energy prices for consumers , CBS](#)

Average consumer prices per year for transport of electricity or gas, destined for the network operator. The actual amount may vary dependent on the region of habitation.



Netherlands: Energy Country Profile

Netherlands: Per capita: what is the average energy consumption per person? When we compare the total energy consumption of countries the differences often reflect differences in population size.

Contact Us

For catalog requests, pricing, or partnerships, please visit:
<https://conrad.edu.pl>